


























































# Stitch overview

## Utility stitches

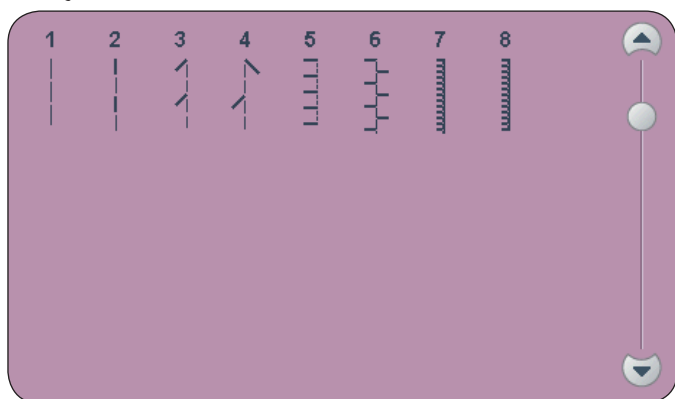
Stitch	Stitch number	Name	Description
	1.1.1	Straight stitch	For seaming and topstitching. Select from 37 different needle positions. <i>Note: This stitch makes a stronger tie-off than stitch 2.1.1.</i>
	1.1.2	Stretch triple straight stitch	Reinforced seam. Topstitching.
	1.1.3	Straight stitch reverse	Sew continuous reverse with strong tie-off.
	1.1.4	Basting stitch	Single stitch used for basting. Touch foot control to sew one stitch. Move fabric manually to desired position and touch foot control again to sew another stitch.
	1.1.5	Zigzag stitch	Reinforce seams, clean finish, stretch sewing, lace insertion.
	1.1.6	Zigzag stitch, right or left needle position	Reinforce seams, clean finish, stretch sewing.
	1.1.7	Z-zigzag stitch	Applique, couching, eyelets.
	1.1.8	Stretch triple zigzag stitch	Elastic stitch for decorative hems or topstitching.
	1.1.9	Three-step zigzag stitch	Sewing elastic, darning, patching.
	1.1.10	Elastic stitch	Sewing elastic, darning, patching.
	1.1.11	Triple stretch stitch	Sewing elastic, darning, patching and decorative sewing.
	1.1.12	Honeycomb stitch	Decorative stitch for stretch fabrics and hems. Also used with elastic thread in the bobbin.
	1.1.13	Bridging stitch	Joining fabrics and quilt batting, decorative stitch for quilting, hemstitching.
	1.1.14	Foundation elastic stitch	Joining stitch for undergarments, terry cloth, leather, bulky fabrics where overlapping the seams.
	1.1.15	Crosshem stitch	Elastic decorative hem for stretch fabrics.
	1.1.16	Blindhem stitch	Sewing blindhems on woven fabrics.
	1.1.17	Elastic blindhem stitch	Sewing blindhems on stretch fabrics.
	1.1.18	Stretch tricot stitch	Sewing seams on stretch fabrics.
	1.2.1	Closed overlock	Seam and overcast stretch fabrics in one step.

	1.2.2	Closed overlock	Seam and overcast in one step.
	1.2.3	Closed overlock	Seam and overcast in one step with reinforced edge.
	1.2.4	Elastic overcast	Seam and overcast stretch fabrics in one step.
	1.2.5	Standard overcast	Seam and overcast stretch fabrics in one step with reinforced edge.
	1.2.6	Overlock	Seam and overcast stretch fabrics in one step.
	1.2.7	Closed overlock	Seam and overcast in one step, patch, hem.
	1.2.8	Stretch knit overlock	Seam and overcast stretch fabrics in one step.
	1.2.9	Reinforced overlock	Seam and overcast stretch fabrics in one step and reinforce.
	1.2.10	Finished edge overlock	Seam and overcast stretch fabrics in one step with reinforced edge.
	1.2.11	Mock cover hem	Create the look of a serger cover hem for stretch fabrics.
	1.2.12	Open overlock blindhem	Create decorative overlock blindhem for woven fabrics.
	1.2.13	Closed overlock blindhem	Create decorative overlock blindhem for stretch fabrics.
	1.3.1	Linen buttonhole	Buttonhole for blouses, shirts and linen.
	1.3.2	Standard buttonhole	Basic buttonhole for blouses, shirts and jackets. Also for pillowcases.
	1.3.3	Rounded buttonhole with pointed tack	Buttonhole for garments.
	1.3.4	Rounded buttonhole with lengthwise tack	Buttonhole for garments.
	1.3.5	Rounded buttonhole with crosswise tack	Buttonhole for garments.
	1.3.6	Eyelet buttonhole with pointed tack	Tailors buttonhole or decorative buttonhole.
	1.3.7	Eyelet buttonhole with lengthwise tack	Tailors buttonhole for jackets and trousers.

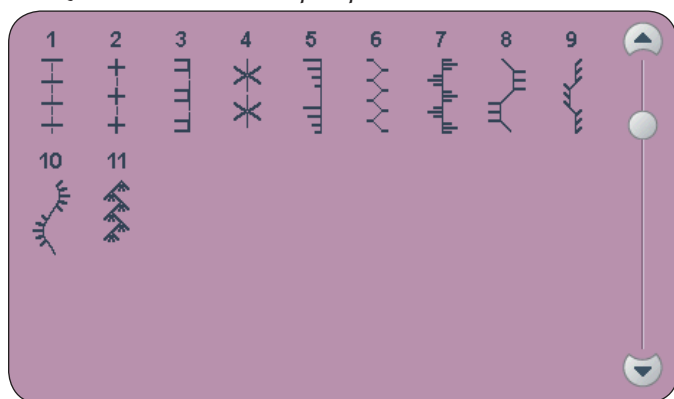
	1.3.8	Rounded buttonhole	Buttonhole for light garments or jackets.
	1.3.9	Decorative buttonhole with triangle tack	Decorative buttonhole.
	1.3.10	Stretch buttonhole	Buttonhole for stretch fabrics.
	1.3.11	Cross stitch buttonhole	Decorative buttonhole.
	1.3.12	Decorative buttonhole	Decorative buttonhole.
	1.3.13	Professional eyelet buttonhole	Professional tailors buttonhole for jackets and trousers.
	1.3.14	Decorative eyelet buttonhole	Decorative buttonhole for jackets.
	1.3.15	Heirloom round buttonhole with pointed tack	Decorative heirloom buttonhole.
	1.3.16	Button sewing	Sew on buttons or tacking.
	1.4.1	Eyelet	Heirloom sewing decorative trim.
	1.4.2	Decorative eyelet	Heirloom sewing decorative trim.
	1.4.3	Decorative eyelet	Heirloom sewing decorative trim.
	1.5.1	Programmable darning stitch	Darning holes or damaged fabric.
	1.5.2	Programmable reinforced darning stitch	Reinforced darning holes or damaged fabric.
	1.5.3	Bartack	Automatically reinforce seams and pockets.
	1.5.4	Denim bartack	Automatically reinforce seams and pockets decoratively.
	1.5.5	Decorative bartack	Automatically reinforce seams and pockets decoratively.
	1.5.6	Cross bartack	Automatically reinforce seams and pockets.
	1.5.7	Decorative tack	Automatically decorative topper for seams and pockets.

# Decorative stitches

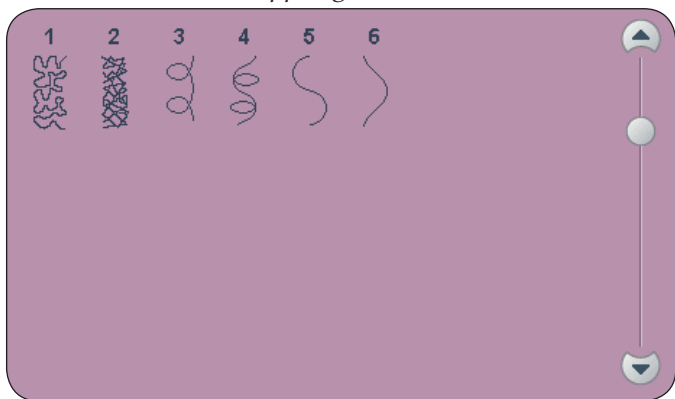
## 2.1 Quilt stitches - Handlook stitches



## 2.2 Quilt stitches - Antique quilt stitches




## 2.3 Quilt stitches - Stippling stitches



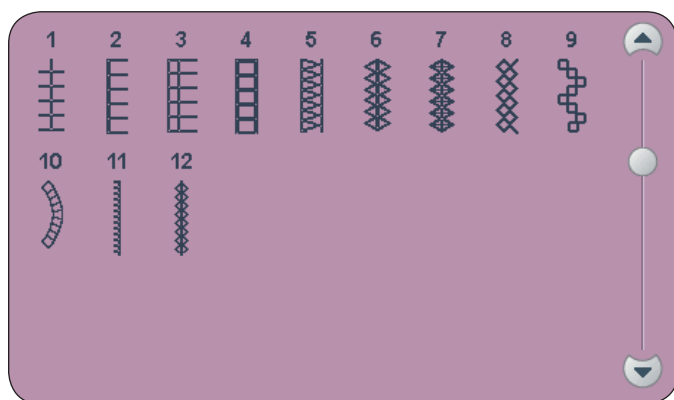
## 2.4 Quilt stitches - Crazy patch stitches




## 3.1 Needle art stitches - Cross stitches



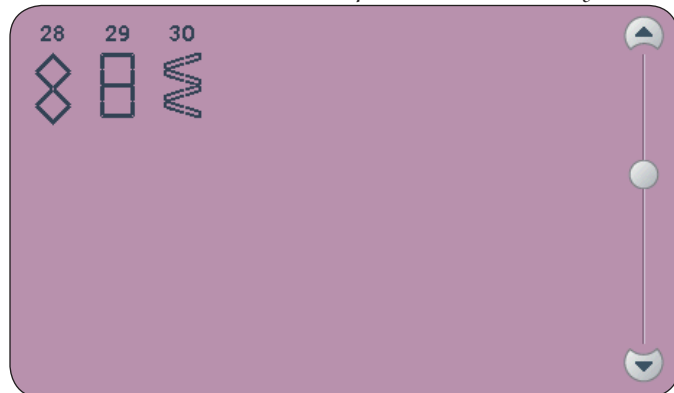
## 3.2 Needle art stitches - Hemstitches



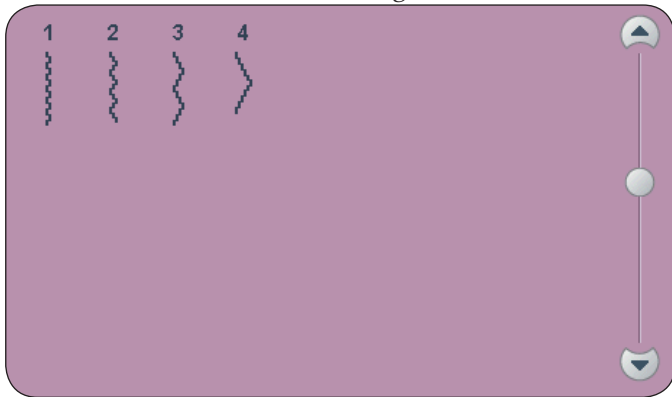
## 3.3 Needle art stitches - Antique hand embroidery stitches




## 3.4 Needle art stitches - Antique hand embroidery stitches




3.4 Needle art stitches - Smocking stitches



4.1 Decorative stitches - Scallop edges




4.2 Decorative stitches - Satin stitches



4.3 Decorative stitches - Leaves and flowers




4.4 Decorative stitches - Art stitches




4.5 Decorative stitches - Ornamental stitches



4.6 Decorative stitches - Bows and hearts



4.7 Decorative stitches - Fun stitches



#### 4.8 Decorative stitches - Borders




### Alphabets


Comic



Outline



Script



Cyrillic

